



CENTURY

4100CC

**SEATRIAL
COMPLETE**

**AVAILABLE
TO ORDER**



THE LEGACY



Founding

The Welch Brothers

Century Boat Company was founded in 1926 in Milwaukee, Wisconsin by two brothers, James and William Welch, who specialized in building wooden plank hulls designed for speed. In 1928, the company moved to Manistee, Michigan.

History

Designed for speed and fun...

Century's "Hurricane" held the world's outboard speed record of 50.93 miles per hour. By 1937, Century offered 28 models. In the early 1960s, Century Boats introduced its first jet-powered boat. In the late 1960s, Century began creating composite fiberglass hulls. In 1983 the company moved to Panama City, FL. Century led the popularization of boats with car like attributes.

Today

Multiple product lines for discerning boaters

Having sold 10,000+ boats over 95 years, Century Boats designs and builds high quality, luxury boats of many sizes in Tampa, FL. It sells its boats primarily through a vast, global dealer network.



4100CC SPECIFICATIONS



Length: 41'-0"
Beam: 12'-4"
Draft: 31"
Transom Deadrise: 23.5°
Gross Weight 18,500 lbs
Fuel: 535 gal
Fresh Water: 50 gal
Diesel: 15 gal
Waste: 20 gal
Max HP: 1,800 hp
*Accommodates quad 450's





4100CC



4100CC

4100 Game Changing Innovations



Hybrid Hull Design

An engineered balance between a traditional “V” hull and stepped hull design, Century 4100CC blends the best of both worlds! With unique strake geometry, a dynamic keel pad and a multifaceted transom, our hull has been born and bred to perfection. Our Hybrid Hull practically eliminates bow rise while reducing drag and increasing lift.

High Performance Materials

An exclusive carbon fiber/kevlar hybrid developed for the hull of the 41CC provides extra stiffness while reducing overall weight. All composites are vacuum infused to achieve optimum glass/ resin ratio.

360° Fishable Swim platform

Twin transom doors open to an oversized swim platform providing complete 360° fishability. Engine rigging is hidden below the platform for safe, unobstructed maneuverability.

Pilot-House Helm

A semi-enclosed console area provides climate controlled coverage from the elements while still being open to the rest of the deck space onboard. Convenient zip-up canvas converts this space into a fully enclosed pilot house.

Overnight Accommodations

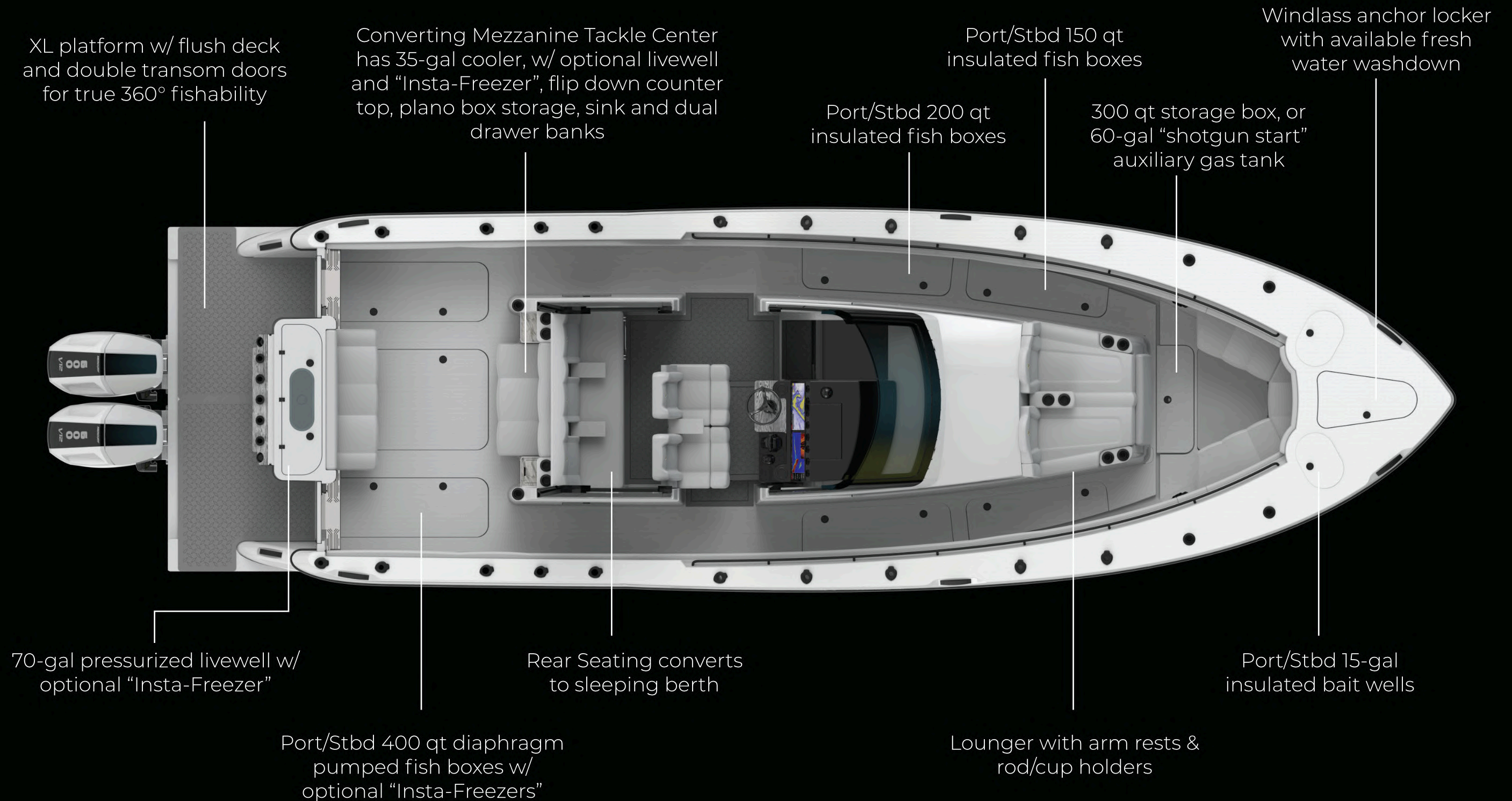
Two separate births below deck comfortably sleeps 3-4 adults. An additional lounge converts to sleep a 5th adult above deck in the air conditioned pilot house

Insta-Freezer

Never need ice again! Insulated fishboxes with dedicated freezers keep your catch frozen with the touch of a button.



4100 Deck Plan



4100 Exterior



Helm

A semi-enclosed helm area is shielded with UV stable safety glass, providing operators with excellent visibility of the entire vessel. Top of the line electronics and controls have been perfectly positioned into this clean and ergonomically designed console.



4100 Exterior



Second Row Seating

Spacious seating for three adults sits directly behind the dual helm chairs. Upholstered in premium marine vinyl, this unique bench seating transforms into a third sleeping berth by simply flipping up the bolsters below.



4100 Exterior



Bow Lounger

One of the best seats in the house, the bow lounge is where you go to lay out, soak up the sun, and take in the view.



4100 Exterior



Transom Module

Housing a convenient stow-away bench seat and 5 rod holders, the 70-gallon, pressurized livewell sits front and center at the transom. Outfitted with an optional "Insta-Freezer", this unit can easily be transformed into a fish box or cooler with the touch of a button.



4100 Exterior



Transom Door & Dive Door

Giving access to the open waters the Transom Door & Dive Doors allow for quick boarding and off boarding of you and your guests.



4100 Exterior



Second Station

An optional tuna tower features a lightweight aluminum structure with molded fiberglass hardtop and electronics pod. A full helm station includes engine controls, trim control, steering wheel w/ tilt helm, VHF radio, downlights and speakers.



4100 Interior



Main Cabin

The dual zone climate controlled cabin features a forward vee berth and a small galley with corian countertops, a slide-out fridge, a microwave, and ample storage throughout.



4100 Interior



Second Berth

A more private berth is located just behind the stairs. Perfect to accommodate an adult overnight or a fun hangout for the kids.



4100 Interior



Head

The fully enclosed head provides guests with all the comforts of home. A modern vanity with hot/cold faucet, vessel sink, and oversized mirror sit across from a fully electric macerated toilet. A hot/cold shower is positioned just above.



4100

Standard Features



CONSTRUCTION & ENGINEERING

- Century uses high performance gelcoats that are formulated to withstand the marine environment, beating all the elements to protect your surface finishes from saltwater, UV light, and rough handling to ensure high-gloss retention. Standard gel coat color is Snow White. All fiberglass components (such as hulls, decks, integrated stringer grids, etc.) are fully molded for a flawless fit & finish and fabricated with aerospace grade composite technology. Our lamination process uses vacuum infused carbon fiber hybrid materials in unison with the latest PVC core technology and is engineered for density, thickness, and stiffness.

SAFETY

- Meets ISO structural standards
- Dual zone SPX bilge system with (x2) 2200-gph automatic bilge pumps, Ultimate Senior float switches, manual overrides, and high water alarms
- Fire Boy-Xintex Automatic fire suppression system in machinery spaces
- Fire Boy-Xintex Fire extinguishers
- MTI Smoke/CO detector in cabin
- Dedicated PFD storage

WE HAVE YOU COVERED

- Limited Hull Warranty - 5 years
- Components: 1 year of manufacturers warranty, where applicable
- Platinum Warranty extension available

MECHANICAL

- Triple Mercury 400 DTS (black)
 - Eco Enertia SS propellers
 - 10-micron fuel/water separator with sensor & alarm per engine
- 3.5Kw Next-Gen marine diesel generator with remote start/stop panel and Racor diesel water separator
- Seakeeper 3 DC gyro stabilizer
- Quick 12 VDC bow thruster
- ZipWake dynamic trim system
- Integrated sea chest ensuring continuous clean water to all pumps and livewells
- Aluminum gas, diesel, and freshwater tanks with coal tar epoxy coating and NMEA digital sending units
- Polyethylene holding tank with NMEA digital sending unit
- Quick 1200-watt water heater

ELECTRICAL

- (x1) 150-amp Xantrex smart battery chargers
- C-Zone digital switching
- Odyssey AGM battery system (1 per engine, 1 for generator, 3 for house, 1 for bow thruster & windlass) with remote/manual disconnect switches and monitoring system
- USB charging outlets throughout
- 110V GFCI outlets throughout
- 30-amp shore cord, 35'
- All wiring uses UL rated tinned copper wire and meets ABYC standards
- Bonded electrical system with sacrificial anodes

DECK

- Non-skid on all gunwale and deck surfaces
- Stainless steel deck fills (4 gas, 1 diesel, 1 water, 1 waste)
- Premium marine vinyl wraparound bolsters
- Stainless steel pop-up cleats (x8)
- Under gunwale rod/gaff storage
- Gemlux Rod Holders
 - (x5) transom module
 - (x8) gunwale
 - (x2) mezzanine (rod/cup holder)
 - (x2) bow lounge (rod/cup holder)

BOW

- (x2) 15-gal insulated wells at bow to hold beverages or bumpers
- Stainless steel grabrails
- 300 qt in-deck dry storage box
- Anchor locker w/ Quick AL3 windlass: includes 316SS bow plate, roller, 35lbs Ultra Anchor, safety harness, and 300ft rode

MIDSHIP

- (x2) 200 qt insulated in-deck fish boxes, midship aft, diaphragm pumped
- (x2) 150 qt insulated in-deck fish boxes, midship fwd, diaphragm pumped

Continued on next page →

4100

Standard Features



COCKPIT

- 70-gal pressurized transom livewell w/ Hooker Electric variable speed pumps and adjustable fills/drains (available as Insta-Freezer)
- (x2) 400 qt insulated in-deck diaphragm pumped fish boxes (available as Insta-Freezers)
- 360° fishability with dual transom doors and unobstructed splash well
- Self-draining w/ integrated gutter system
- Port side dive door with deployable ladder
- Folding rear bench seat at livewell
- Fresh and salt water washdowns

CABIN

- Locking companionway entryway through helm
- Termodinamica dual air-conditioning w/ smart logic system that adapts and self-adjusts when it detects one zone having a higher need than another
- Isotherm 65 SS drawer fridge w/ freezer
- GE SS compact microwave
- Lumitec LED lighting throughout
- 32" Jensen LED smart TV
- Premium LVT flooring
- Corian countertop in cabin & head
- Fully enclosed wet head with vanity, hot/cold vessel sink and mirror; 12V macerated toilet with holding tank or overboard discharge; hot/cold shower with LED lighting
- Accommodations including (x2) cabin berths, and a second row flip-up bunk at helm

HELM

- Semi-enclosed with hardtop
- Deluxe hardtop with SS Maxi Blast Horn, molded for radar pod, nav lights and cockpit spreader light
- Dual helm chairs w/ premium marine vinyl, arm rests, flip-up bolsters, and footrests
- Laminated safety glass windshield w/ side panels fore and aft of helm side entryways (all glass is chemically hardened and has UV barrier)
- Mercury DTS controls, JPO (Joystick w/ Skyhook and Autopilot)
- Edson SS steering wheel w/ tilt helm
- Exalto single arm pantograph windshield wiper
- Ritchie high speed backlit compass
- Termodinamica air-conditioning with vents at helm
- Lockable storage box with USB charging outlets
- (x2) Dometic refrigerated cup holders
- Illuminated switch panel
- Quick bow thruster joystick control
- Zipwake control panel

JL AUDIO STEREO SYSTEM

- Package includes MediaMaster 100s (x6) speakers, (x1) 10" subwoofer w/ amplifier

LUMITEC LIGHTING

- Package includes LED nav lights, downlights in cabin and helm, cockpit spreader lights, and courtesy lights.

4100 Engine Packages



Triple Mercury 400
(black or white)



Quad Mercury 400
(black or white)



Twin Mercury 600
(black or white)



Trip Mercury 600
(black or white)



Mercury 5.7L V10 400hp Verado outboards are the segment's first V10 naturally aspirated powerhead, they deliver extraordinary power and capabilities so you can confidently explore beyond the horizon.

With the unwavering strength of a V12 powerhead, the 7.6L 600hp Mercury Verado outboard delivers extraordinary range and performance to take your boating adventures to new destinations.

Triple Mercury 450R
(black or white)



Quad Mercury 450R
(black or white)



Trip Yamaha 425
(grey or white)



Quad Yamaha 425
(grey or white)



Handcrafted by Mercury Racing for high-performance, the 4.6-liter V-8 FourStroke powerhead delivers 450 peak horsepower while staying 300 pounds lighter than the nearest competitor.

Yamaha's award-winning 5.6L V8 XTO Offshore® outboards, and their innovative engineering, set the bar for power and performance offshore.

4100

Options & Packages



HULL COLOR OPTIONS

- White
- Grey
- Ice Blue
- Custom (not offered as standard)

UPHOLSTERY COLOR OPTIONS

- White
- Grey
- Toast
- Custom (not offered as standard)

CABIN COLOR OPTIONS

- Light Brown
- Grey
- Dark Brown
- Custom (not offered as standard)

DECK SURFACES & SPECIAL REQUESTS

- Dark gel coat color (black, navy, etc.)
- Gel coat color match underside of hardtop to hull color
- Synthetic flooring (SeaDek)

CURTAINS & CANVAS

- Helm zip-up side curtains (canvas with eisenglass)
- Helm zip-up aft curtain (canvas with eisenglass)
- Aft shade with carbon fiber poles
- Canvas covers: mezzanine, livewell seat, bow longer

BOW

- Towing Package
 - Heavy duty towing eye with structural reinforcement in hull laminate.
 - Clam shells over critical thru-hulls
 - High-water alarm w/ audible horn and strobe light
- Additional gunwale mounted rod holders (offered in pairs)
- Electric reel outlets (offered in pairs)

MIDSHIP

- Gemlux Bluewater Series HD SS outrigger bases w/ 22ft carbon fiber telescoping outriggers
- Hydrostatically released life raft on hardtop
- Additional gunwale mounted rod holders (offered in pairs)
- Electric reel outlets (offered in pairs)

COCKPIT

- 12 VDC water maker
- Removable livewell seating (backrest & cushion)
- Insta-freezer in fish boxes and/or livewells
- Additional gunwale mounted rod holders (offered in pairs)
- Electric reel outlets (offered in pairs)

HELM

- Additional Termodinamica A/C unit
- Mercury Next-Gen Controls (only available on 600hp)
- Thermal Camera Options:
 - FLIR M332 pan & tilt thermal camera
 - FLIR M364C pan/tilt/zoom gyrostabilized thermal camera
- Shock mitigated front row seating

MEZZANINE

- Choice of converting tackle center, triple seating, or full tackle center
- Port / Starboard additions (pick 2)
 - Refrigerator, Freezer, Ice Maker (port side only)

ELECTRONIC PACKAGES

- **Garmin Option 1:** (x2) GPSMAP 8616 MFDs; GMR 424 xHD2 4kw 4' radar; SS175M chirp transducer; VesselView 703 & VHF 115 marine radio with antenna
- **Garmin Option 2:** GMR Phantom 124 4' Radar; upgrade to (2) GPSMAP 8617 MFDs; Bilateral SS175L/SS175H chirp transducers; VesselView 703; GPSMAP 8612 MFD in backrest of 2nd row helm seat; upgrade VHF to VHF 315 Marine Radio w/antenna on electric antenna mount; NMEA network expansion



STEREO PACKAGES

- **JL Audio Option 1:** MediaMaster 100s with (x6) 6.5" speakers, (x2) 7.7" speakers and (x3) 10" subwoofers. All speakers/subwoofers and amplifiers are M3/M-series
- **JL Audio Option 2:** MediaMaster 100s with (x2) stereo remote controllers, (x10) 6.5" speakers, (x6) 7.7" speakers and (x4) 10" subwoofers. All speakers/subwoofers are M6 and amplifiers are MVi series

LIGHTING PACKAGES

- **Lumishore Option 1:** RGB lighting package with MFD controls; under gunwale lights, (x2) underwater downlights, (x1) transom underwater light
- **Lumishore Option 2:** add (x3) transom underwater light; (x4) underwater downlights; RGB flex lighting under gunwale and toe kicks; (x6) additional RGB LED courtesy lights; sound to light connection with stereo; (x2) Razor light bars in cockpit

4100 STANDARD HULL COLOR EXAMPLES



FURTHER CUSTOMIZATION OPTIONS AVAILABLE UPON REQUEST


4100

STANDARD UPHOLSTERY COLOR EXAMPLES



PICTURE SHOWS - CAPRICCIO WHITE

CAPRICCIO
WHITE




CAPRICCIO
VELLUM



CAPRICCIO
CADET GREY



CAPRICCIO
TOAST



STITCH PATTERN
DIAMOND




STITCH PATTERN
FISH SCALE



FURTHER CUSTOMIZATION OPTIONS AVAILABLE UPON REQUEST


4100

STANDARD SEADEK COLOR EXAMPLES




PICTURE SHOWS - CAMEL W/ BEACH SAND


CAMEL W/
BEACH SAND



COOL GREY W/
SMOKE GREY




CAPPUCCINO W/
BLACK



FURTHER CUSTOMIZATION OPTIONS AVAILABLE UPON REQUEST

4100 Production



4100 Seatrial





Interested in learning more?
Please contact our sales department.
(813) 236-8879 | contact@centuryboats.com
Tampa, Florida, USA